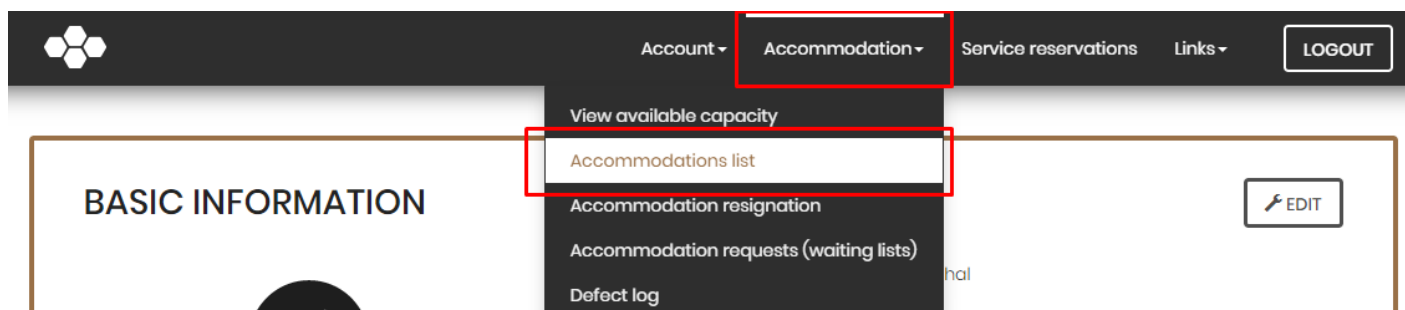
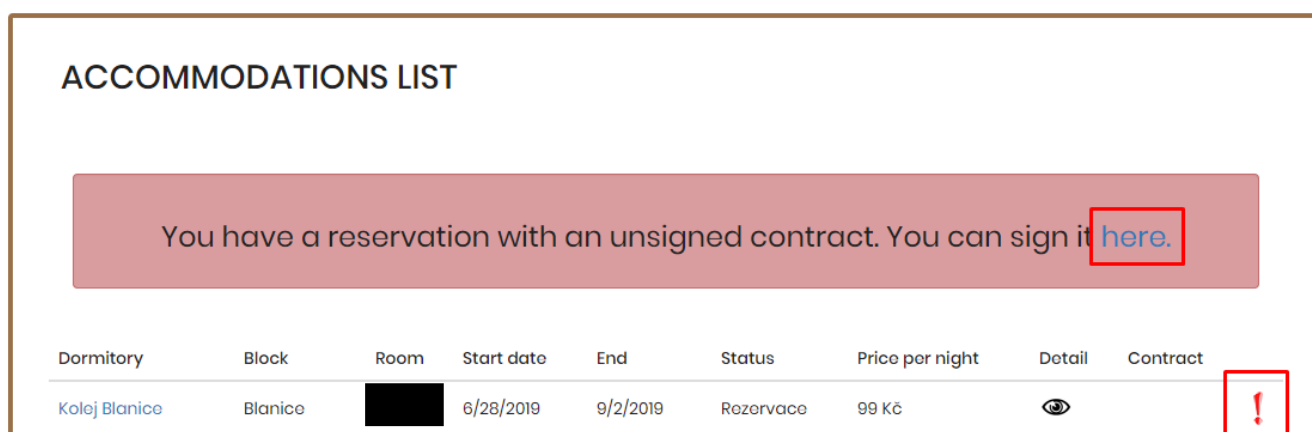


# Instructions for signing the contract

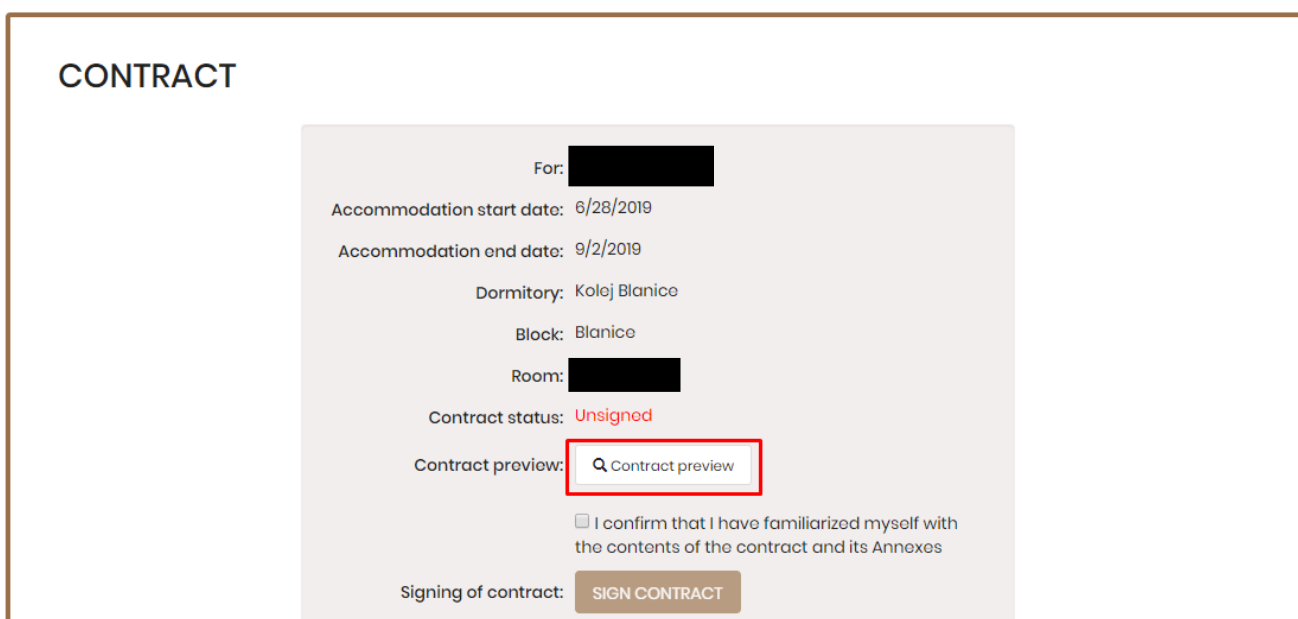
1. At the website <https://iskam-web.vse.cz/> student will login to the dormitory system.
2. The menu choice Accommodation – Accommodations list



3. In the Accommodations list he/she will choose the accommodation to which he/she wants to sign the contract and click on the symbol „!” or „here“



4. Click the Contract preview button to open your PDF contract



5. Check the checkbox if you agree to the content of the contract (otherwise the contract cannot be signed).

## CONTRACT

For: [REDACTED]

Accommodation start date: 6/28/2019

Accommodation end date: 9/2/2019

Dormitory: Kolej Blanice

Block: Blanice

Room: [REDACTED]

Contract status: **Unsigned**

Contract preview:

I confirm that I have familiarized myself with the contents of the contract and its Annexes

Signing of contract:

6. Click Sign Contract. Congratulations! You now have a signed accommodation contract.

## CONTRACT

For: [REDACTED]

Accommodation start date: 6/28/2019

Accommodation end date: 9/2/2019

Dormitory: Kolej Blanice

Block: Blanice

Room: [REDACTED]

Contract status: **Unsigned**

Contract preview:

I confirm that I have familiarized myself with the contents of the contract and its Annexes

Signing of contract: